









Chip characteristics

CHIP FORM								
Condition	Thick, Hard, Short	Thick, Hard, Brittle	Thick, Hard, Springy	Thick, Hard, Springy	Thick, Curly, Springy	Thin, Straight, Springy	Powdery	Thin, Tightly, Curled
Color	Blue or Brown	Blue or Brown	Silver or Light Straw	Silver	Silver	Silver	Silver	Silver
Band Speed	Reduce	Reduce	OK	Reduce Slightly	OK	OK	Reduce	OK
Feed Rate	Reduce	Reduce	Reduce Slightly	Increase Slightly	OK	Increase	Increase	Reduce
Other	Check Cutting Fluid & Mix Ratio	Check Cutting Fluid & Mix Ratio	Check for Correct Blade Pitch	Check for Correct Blade Pitch				Use a Coarser Pitch Blade

Chips inspection provide information on how to improve the efficiency of the blade. Adjustment can be made to band speed or feed rate.